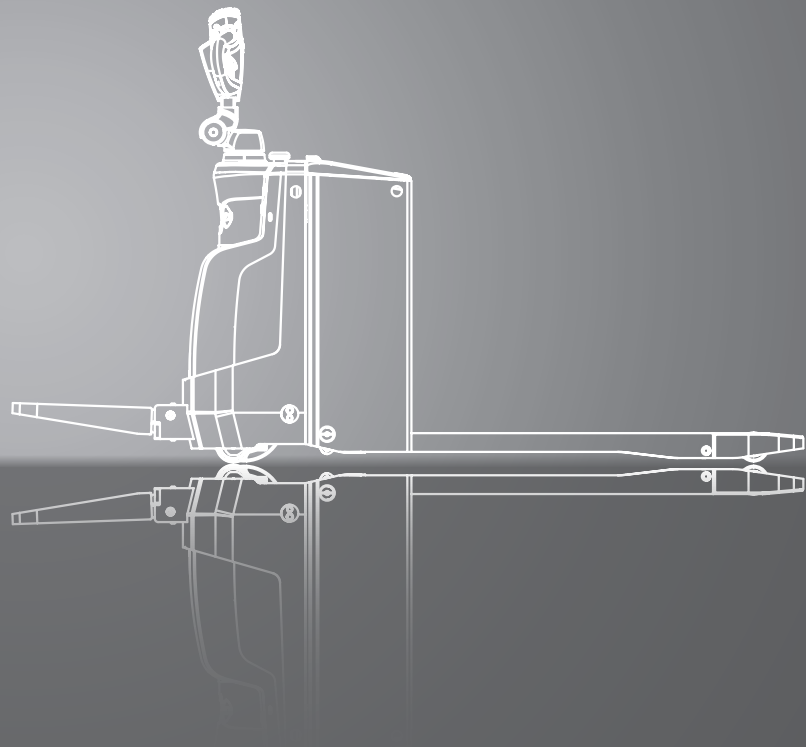
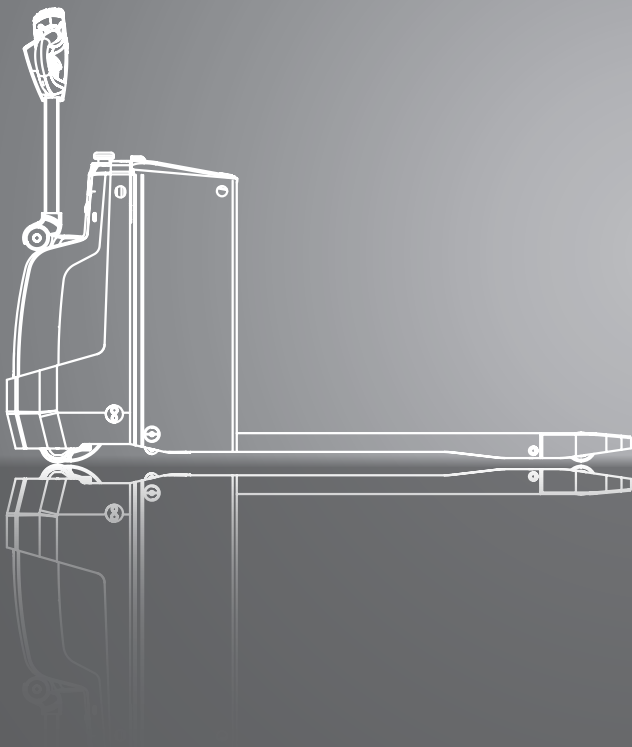


PX 20

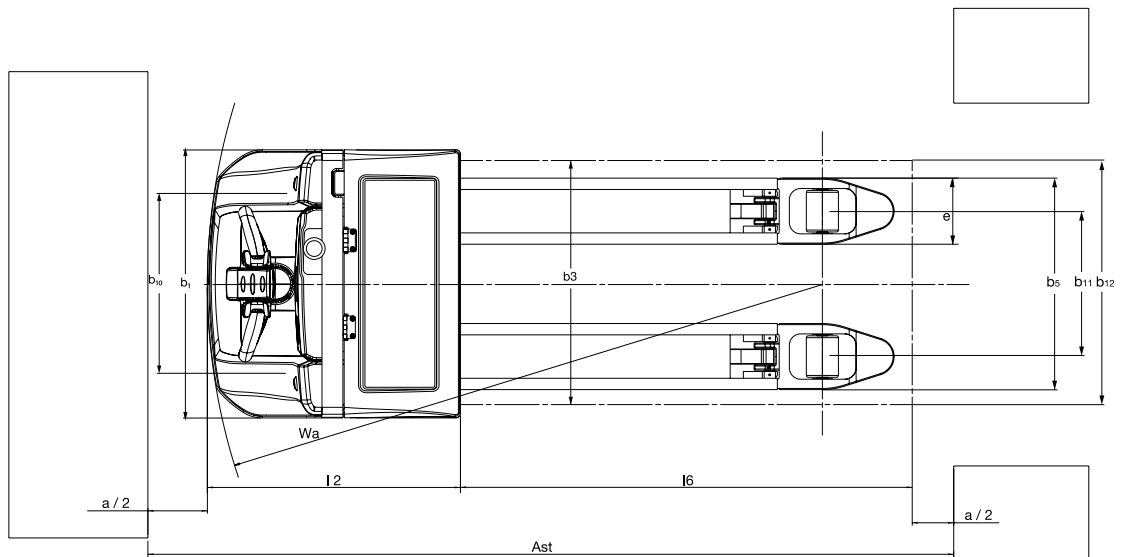
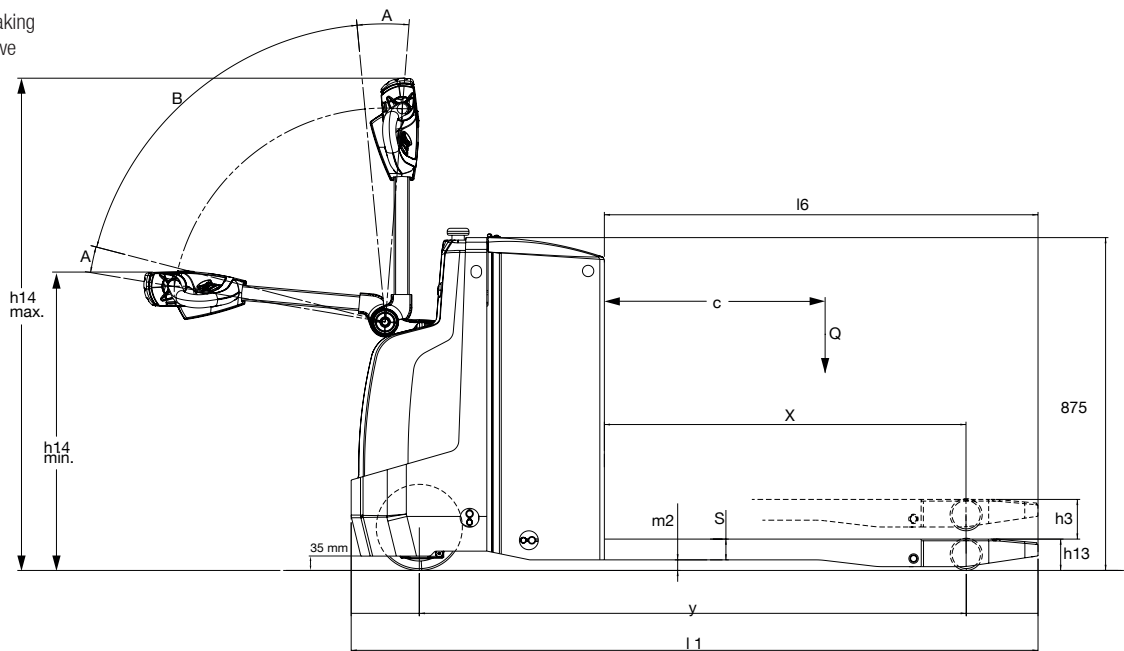
Electric pallet trucks
2.000 kg



DIMENSIONS

PX 20

A = Braking
B = Drive



$$R_h = \sqrt{x^2 + \left(\frac{b_{12}}{2}\right)^2}$$

$$A_{st} = W_a + l_6 - x + a \text{ if } R_h < W_a$$

$$A_{st} = R_h + l_6 - x + a \text{ if } R_h > W_a$$

SPECIFICATIONS

Specifications	1,1	Manufacturer (Abbreviation)		CLARK
	1,2	Manufacturer's designation		PX20
	1,3	Drive unit		24V-Electric
	1,4	Operator type		Pedestrian
	1,5	Load Capacity	Q (t)	2
	1,6	Load Center distance	c (mm)	600
	1,8	Load Center distance, centre of drive axle to fork face	x (mm)	1004
	1,9	Wheelbase	y (mm)	1356
WT	2,1	Service weight incl. Battery	kg	515
	2,2	Axle loading, laden front / rear	kg	855 / 1660
	2,3	Axle loading, unladen front / rear	kg	407 / 108
Tyres, Chassis	3,1	Tyre type		PU
	3,2	Tyre size (front / drive)		230x82
	3,3	Tyre size (rear / load side) (double load wheel)		85x110 (85x70)
	3,4	Support tyre size		100x40
	3,5	Wheels, number front/rear (x=drive wheel / (double load wheel)		1x +2/2 (4)
	3,6	Tread, front	b10 (mm)	490
	3,7	Tread, rear	b11 (mm)	385
Dimensions	4,4	Lift height	h3 (mm)	130
	4,8	Platform height (Optional)	h7 (mm)	160
	4,9	Height of tiller in drive position min./max.	h14 (mm)	796 / 1219
		Height of tiller in drive position min/max (Optional platform)	(mm)	1066 / 1290
	4,15	Fork height lowered	h13 (mm)	83
	4,19	Overall length	l1 (mm)	1681
	4,20	Length to face of forks	l2 (mm)	531
	4,21	Width	b1 (mm)	710
	4,22	Fork dimensions	s • e • l (mm)	55x175x1150
	4,25	Overall fork width	b5 (mm)	560
	4,32	Ground clearance center of wheelbase	m2 (mm)	28
	4,33	Aisle Width for pallets 1000 x 1200 crossways	Ast (mm)	2273
	4,34	Aisle width for pallets 800 X 1200 lengthways	Ast (mm)	2181
	4,35	Turning radius	Wa (mm)	1536
Performance	5,1	Travel speed laden/unladen	km/h	6 / 6
	5,2	Lift speed laden/unladen	m/s	0,04 / 0,05
	5,3	Lowering speed laden/unladen	m/s	0,05 / 0,05
	5,8	Max. gradeability laden/unladen		8 / 20
	5,10	Service brake		electromagnetic
Drive line	6,1	Drive motor rating (S2 60min)	kW	1,2
	6,2	Lift motor rating (S3 15%)	kW	1,2
	6,3	Battery acc. to DIN43535		-
	6,4	Battery voltage, nominal capacity	Ah/5hr	24V/150
	6,5	Battery weight (min.-max.)	kg	143 / 159
	6,6	Energy consumption acc. to VDI cycle	kWh/h	-
	8,1	Type of control		AC
Misc..	10,7	Sound level, driver's ear according to DIN 12053	dB(A)	

All values shown are for standard lift truck with standard equipment (SX12 , small battery compartment , SX15 medium battery compartment). If the truck is supplied with options, values may change.

PRODUCT DESCRIPTION

With the electric pallet truck PX20 CLARK, The inventor of the forklift presents strong and reliable warehouse trucks according to the well known "Built To Last-Philosophy"©.

This means the Clark design provides the user with robust and long lasting electric pallet trucks. Whether for loading and unloading of vehicles or heavy material handling in the warehouse, CLARK warehouse trucks are made for tough applications and can be equipped with batteries up to 375Ah. The optional side battery removal enables these trucks to be used in two or three-shift applications.

More productivity

All functions for driving, lifting and lowering are controlled by a newly developed ergonomic tiller arm. For the operator this means more time to focus on the application. The tiller arm is fitted in central position to enable an optimum maneuverability.

Reliability

The robust construction of these trucks is obviously recognizable.

CLARK is using only proven components. Not only the materials for the tiller arm and battery cover (metal) are designed for a long service life, even the other components, such as gears, axles and motores will further increase the reliability of these units.

Powerful AC-motor

With maintenance free AC-drive motor the CLARK electric stacker and pallet trucks are dynamic and at the same time precise. The Zapi-control (Zapi AC-O) allows the individual adjustment of the driving behaviour so the performance can be adapted to the respective application.

The AC traction motor and the one-piece front cover allow service technicians fast and easy access to major components, ensuring high availability and reducing your maintenance costs to a minimum.

Safety

All functions for lifting and lowering are controlled by a newly developed ergonomic tiller arm.

From the tiller arm each movement can be controlled quickly and easily.

If the tiller arm is released, the arm automatically returns back to the neutral position activating the automatic braking. For left and right-handed operators the PX models are equally well controlled – all levers and buttons for driving and lifting function are arranged on both sides of the ergonomically designed tiller arm.

Battery compartments and integrated charger

The standard display provides information on operating hours, battery capacity and also includes a maintenance indicator. Various versions of the one piece frame are available depending on battery capacity. A metal battery hood cover is standard equipment.

There are three different battery compartments available :

battery compartment (small) for 150Ah batteries
battery compartment (medium) for 250 Ah batteries
battery compartment (large) for 375 Ah batteries

For the 375Ah battery compartment an additional side battery change is possible (option).

For easy operation the optional integrated battery charger allows you to recharge the battery at any mains socket.

Low maintenance costs

The maintenance-free AC traction motors and the one-piece hood reduce your Maintenance costs to a minimum. Service technicians have easy and quick access to the Major key components. The electronics in the tiller arm, the truck controller and the integrated charger (option) are protection against dirt and moisture (IP54).

Activation via PIN-Code

With a four-digit PIN, the truck can be activated even without the ignition key.

Thus, only authorized persons have access to the trucks – also an automatic shut down protects against unauthorized usage. The driving characteristics can also be adjusted individually for each PIN code (25 Pin-Codes can be set up with different driving behaviour).

Optional operator's platform

Both model series SX and PX can be equipped with a folding operator's platform.

This allows increased safety and ergonomics during the application. The step area of the platform has a non-slip surface and provides additional suspension for optimum comfort.

The low step platform height of only 160 mm allows easy step on and step off for ease of operation and reduced fatigue throughout the working day. The folding platform option also increases visibility when in the down position allowing full and unobstructed view of the load and surrounding area. Should the operator step off the platform allowing slight elevation, the vehicle automatically switches to standby mode and can no longer be moved.

Activation for operation with vertical tiller

As an optional request a button for operation with vertical tiller arm can be installed on the underside of the tiller head. Thus, the vehicle can be accurately and sensitively driven through narrow spaces.

For example on Lorries, this allows the positioning of euro pallets as close as possible to the sidewall.

(1x slow driving forwards, 2x slow driving backwards)

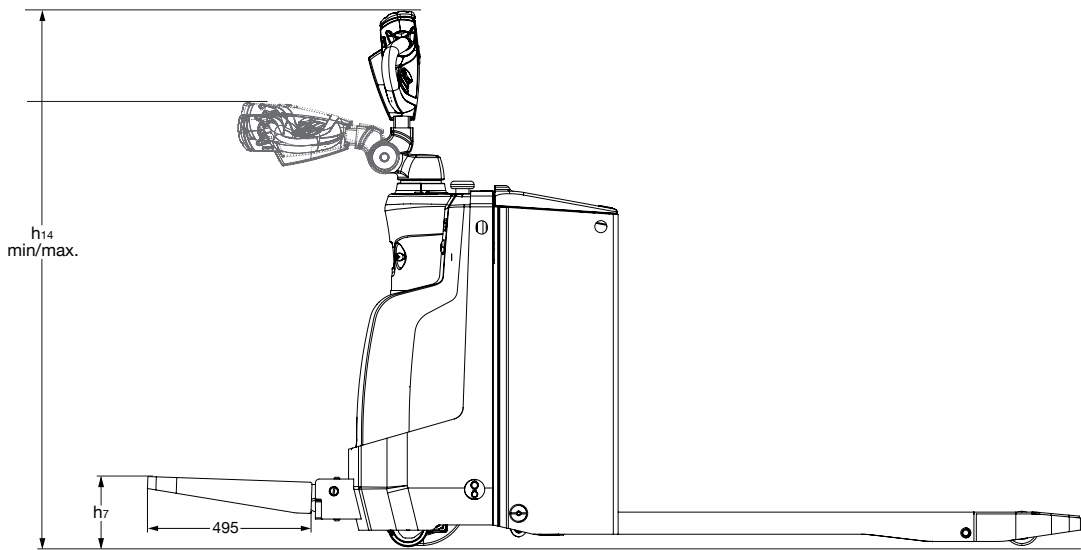
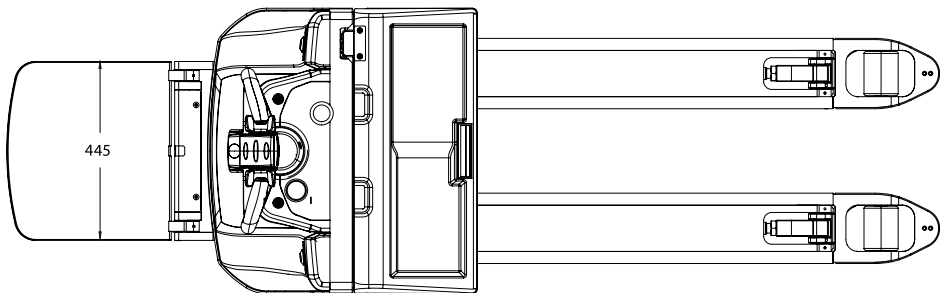
Available additional equipment:

- TANDEM LOAD WHEEL
- Smart Backup Alarm (Travel Alarm)
- Key Pad (PIN-Code access)
- Integrated onboard charger
- Load Backrest
- Integrated onboard charger
- Platform-Version
- Various Battery compartments
- Side Battery removal (only for large Battery compartment)
- Battery change table for side removal (1 Battery)

GENERAL DATA

Truck dimension relative to battery size

Dimensions			PX20				
			Battery Change		Standard		
					small	medium	large
1,9	Radstand		Battery compartment		1356	1430	1495
4,19	Overall length	Without platform	l1	mm	1681	1755	1821
		With platform up/down			1775/2181	1849/2255	1914/2320
4,20	Length to face of forks	Without platform	l2	mm	531	605	671
		With platform up/down			625/1031	699/1105	764/1170
4,33	Aisle width for pallets 1000 x 1200 crossways	Without platform	Ast	mm	2273	2347	2412
		With platform up/down			2367/2773	2441/2847	2506/2912
4,34	Aisle width for pallets 800 X 1200 lengthways	Without platform	Ast	mm	2181	2255	2320
		With platform up/down			2275/2681	2349/2755	2414/2820
4,35	OutsideTurning radius	Without platform	Ast	mm	1536	1610	1675
		With platform up/down			1630/2036	1704/2110	1769/2175



All values given may vary +5% and -10%. Subject to technical modifications.



CLARK Europe GmbH
Dr-Alfred-Herrhausen-Allee 33
47228 Duisburg/Germany
email: info-europe@clarkmheu.com
www.clarkmheu.com